

**MecALAC**

**BACKHOE LOADERS  
SIDESHIFT - STAGE III**



**BACKHOE LOADERS**  
**SIDESHIFT - STAGE III**

**MecALAC**



# TLB SERIES

## INSPIRING THE NEXT GENERATION

With almost 60 years' expertise in the design, development and manufacture of backhoe loaders, our world-renowned range is designed to deliver durability, versatility and productivity for the operator. Available in both centre mount and side shift variations, we have the perfect model for every application.

The dual functionality of our backhoe loaders combines the power of a wheel loader and the versatility of a compact excavator into one dynamic machine – productive, cost effective and flexible... enough to boost your bottom line!





**TLB890**

78

103

### **KEY FEATURES**

- High ground clearance to suit tough terrain
- Excellent operator visibility
- Ergonomically-designed controls
- Easy maintenance access
- Powerful hydraulics make light work of tough tasks
- Excellent lift capacity and bucket breakout force
- LED worklight for improved reliability and worksite illumination



# THE TLB870: EXCEPTIONAL COST EFFECTIVE PERFORMANCE

Modern, efficient and class-leading, the TLB870 has been specifically developed for the rental marketplace. Packed full of modern design features, the affordable loader is ideal for those looking towards a robust and reliable earthmoving solution.

The 55kW (74hp) EU Stage IIIB (U.S. EPA Tier 4 Final\*) engine meets emissions regulations without the use of DPFs or AdBlue, offering smooth power delivery and efficient operation. For non-compliant regions, a 70kW EU Stage IIIA (U.S. EPA Tier 3\*) engine alternative can be specified.

An intelligent and efficient 'inloader' hydraulic system provides automatic control of the tandem gear pump to provide improvements in fuel efficiency and control, while best-in-class excavator dig depth, reach and dipper tear out finish an incredibly capable machine.



## KEY MODEL DETAILS

Total operating weight	7655kg (16876lbs)
Overall width	2310mm (7'7")
Turning circle	7960mm (25'1")
Travel speed	39km/h (24mph)
Engine power	55kW (74hp) (Stage IIIB)
Engine power	70kW (94hp) (Stage IIIA)
Hydraulic system	Open Centre
Pump flow	128l/min (28gpm)

Tearout force / Loader	4600daN (10341lbf)
Breakout force / Loader	4200daN (9442lbf)
Lift capacity at max height	3759kg (8288lbs)
Lift height / Loader	3509mm (11'6")
Max. reach	6995mm (22'11")
Max. depth	5744mm (18'10")
Tearout force / Excavator	4220daN (9487lbf)
Breakout force / Excavator	6870daN (15444lbf)

\*Depending on your Local Legislation - Environmental Protection Agency (EPA)



# THE TLB890: EXTRA POWER, GREATER FLEXIBILITY

Designed for owner operators, the TLB890 delivers power, performance, an impressive reach and outstanding dig depth. Together, this ensures fast cycle times and greater operation economies.

With high breakout forces and lifting capabilities, the TLB890 backhoe loader is suited to a wide range of applications, including civil engineering, highway construction and maintenance, utilities and agriculture. Available with either a EU Stage IIIB (U.S. EPA Tier 4 Interim\*) or EU Stage IIIA (U.S. EPA Tier 3\*) 74.5kW (100hp) engine, the proven model retains a high residual value.



## KEY MODEL DETAILS

Total operating weight	8433kg (18592lbs)
Overall width	2386mm (7'8")
Turning circle	7900mm (25'9")
Travel speed	40km/h (25mph)
Engine power	74.5kW (100hp)
Hydraulic system	Closed Centre
Pump flow	160l/min (36gpm)
Tearout force / Loader	5110daN (11487lbf)

Breakout force / Loader	5540daN (12454lbf)
Lift capacity at max height	3966kg (8744lbf)
Lift height / Loader	3615mm (11'10")
Max. reach	6950mm (22'10")
Max. depth	5698mm (18'8")
Tearout force / Excavator	4110daN (9240lbf)
Breakout force / Excavator	6780daN (15242lbf)

\*Depending on your Local Legislation - Environmental Protection Agency (EPA)



# THE TLB990: EXCEPTIONAL COST EFFECTIVE PERFORMANCE

The TLB990 is designed for professionals who demand outstanding performance. Available with either a EU Stage IIIB (U.S. EPA Tier 4 Interim) or EU Stage IIIA (Tier 3) 74.5kW (100hp) engine, our top-of-the-range loader is innovative, efficient and delivers impressive results.

Packed with new features and additions, including our four-wheel steering system and crab steer mode, the TLB990 has been centred around those in the driving seat, with productivity and ease of operation at the top of the priority list.



## KEY MODEL DETAILS

Total operating weight	8428kg (18581 lbs)
Overall width	2386mm (7'8")
Turning circle	7300mm (23'10")
Travel speed	39.5km/h (24.5mph)
Engine power	74,5kw (100hp)
Hydraulic system	Closed Centre
Pump flow	160l/min (36gpm)
Tearout force / Loader	5110daN (11487lbf)

Breakout force / Loader	5540daN (12454lbf)
Lift capacity at max height	3966kg (8744lbf)
Lift height / Loader	3671 mm (12')
Max. reach	6950mm (22'10")
Max. depth	5640mm (18'6")
Tearout force / Excavator	4110daN (9240 lbf)
Breakout force / Excavator	6780 daN (15242lbf)



# THE RIGHT TOOLS FOR THE JOB

Alongside standard fittings, we offer a comprehensive range of attachments to make your backhoe the perfect tool for every job.

## PALLET FORKS

- Safe working load at 500mm (1'8") load centre – 2500kg (5511lbs)
- Class 2B 100mm (4in) x 40mm (1.6in)
- Weight 228kg (502lbs)

## HIGH-TIP BUCKET

- Heaped capacity of 0.97m<sup>3</sup> (1.3yd<sup>3</sup>)
- Dump height of 4100mm (13'5")
- Weight 840kg (1852lbs)

## LOADER QUICK ATTACH

- Simple design
- Mechanical or hydraulic locking
- Picks up standard and 7-in-1 buckets

## FARM FORK AND GRAPPLE

- 2290mm (7'6") wide
- Perfect for handling manure and silage
- Can also be used in recycling applications

## BROOM BUCKET

- Bucket capacity 0.58m<sup>3</sup> (0.76yd<sup>3</sup>)
- Max width 2750mm (9')
- Max flow 76L/min (17gpm)
- Maximum pressure 207bar (3002psi)

## 7-IN-1 BUCKET

- Digging
- Loading
- Dozing
- Scraping
- Spreading
- Grabbing
- Lifting

## HYDRAULIC BREAKER

- Powerful performance
- Max energy per blow 1100 Joules
- Blow rate 550-1100 per min
- Simple servicing

## EXCAVATOR QUICK ATTACHES

- Hydraulic version enables bucket changing from the cab
- Picks up competitive buckets
- Mechanical version available



# TECHNICAL DATA TLB870 – STAGE III

BACKHOE DIMENSIONS*		Standard Dipper	Deep Dig Dipper	
			Retracted	Extended
A	Dig depth	Maximum SAE	4401 mm (14'5")	5744 mm (18'10")
		2 ft Flat Bottom SAE	4388 mm (14'4")	5731 mm (18'8")
B	Reach – ground level to slew	5725 mm (18'9")	5725 mm (18'9")	6995 mm (22'11")
C	Loading reach	1740 mm (5'8")	1740 mm (5'8")	2672 mm (8'9")
D	Operating height	5182 mm (17'0")	5182 mm (17'0")	5782 mm (18'12")
E	Loading height SAE		3963 mm (13'0")	4939 mm (16'2")
		Max dumping height	3884 mm (12'9")	4859 mm (15'11")
F	Straight wall dig depth	2557 mm (8'5")	2557 mm (8'5")	3714 mm (12'2")
g	Bucket rotation degrees	Speed	194	194
	Stabiliser spread		2290 mm (7'6")	2290 mm (7'6")
	Max. levelling angle degrees		6.2	6.2

\*Includes standard 600mm HD bucket.

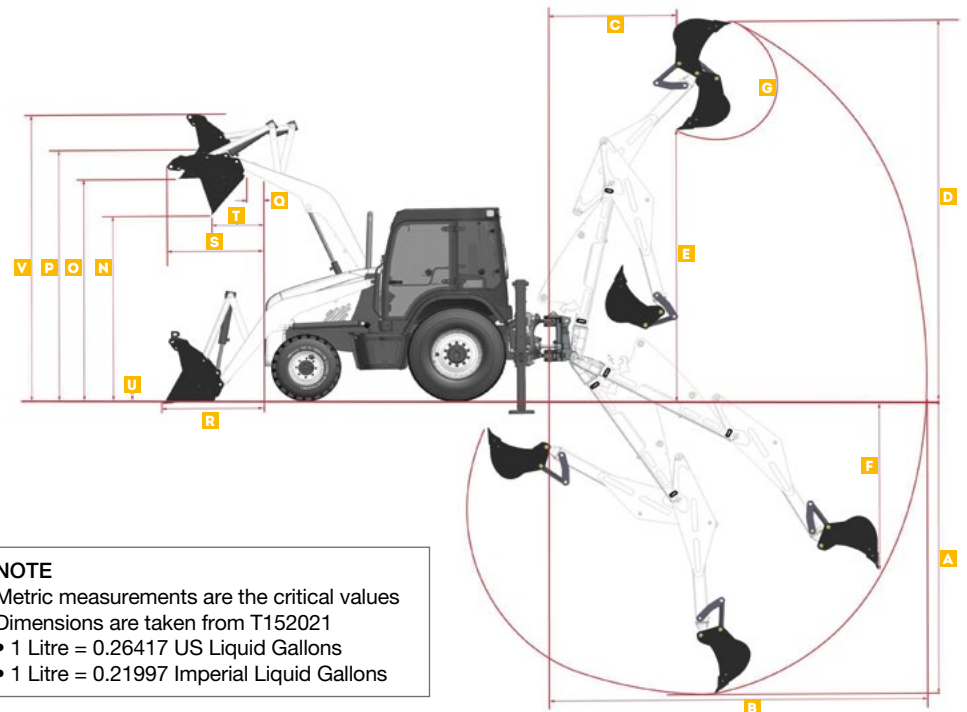
LOADER DIMENSIONS		Standard / 7in1 Bucket
N	Dump clearance – at 45°	2722 mm (8'11")
O	Loader height	3262 mm (10'8")
P	Hinge pin height	3509 mm (11'6")
Q	Pin forward reach	385 mm (1'3")
R	Reach at ground	1454 mm (4'9")
S	Max. reach at full height	1214 mm (3'12")
T	Reach at full height – at 45°	732 mm (2'5")
	Dig depth	134 mm (0'5")
U	Rollback at ground	42.4°
	Max. dump angle fully raised	49.6°
V	Overall operating height	4412 mm (14'6")

BACKHOE PERFORMANCE		Standard Dipper		Deep Dig Dipper	
		Standard Bucket   HD Bucket	Standard Bucket   HD Bucket	Standard Bucket   HD Bucket	Standard Bucket   HD Bucket
	Max slew torque kNm (lbf-ft)	20.7 (15267)		20.7 (15267)	
	Dipper tearout kN (lbf) (SAE J49 Standard)	42.2 (9487)   42.2 (9487)		28.7 (6452)   28.7 (6452)	
	Bucket tearout kN (lbf)	Speed	60 (13489)   60 (13489)	60 (13489)   60 (13489)	47 (10566)   47 (10566)
		Power	N/A   68.7 (15444)	N/A   68.7 (15444)	54 (12140)   54 (12140)

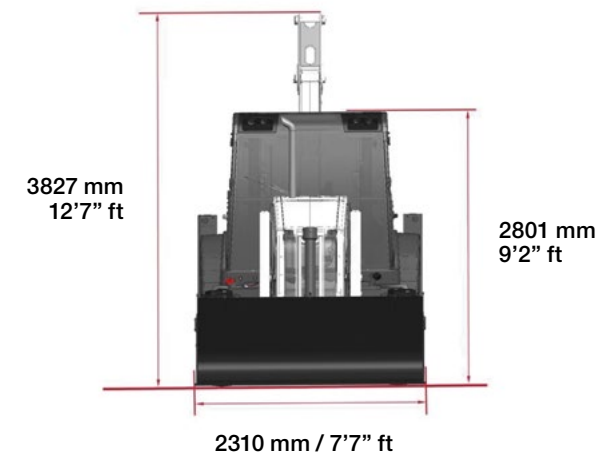
LOADER PERFORMANCE		Standard Bucket
	Bucket breakout* kN (lbf)	42 (9441.98)
	Arms breakout* kN (lbf)	46 (10341.2)
	Lift capacity to full height** kN (lbf)	3759.34 kg (8288)
	Rated operating capacity** kN (lbf)	2813.55 kg (6203)

\*Les caractéristiques de la chargeuse sont indiquées conformément à ISO 14397 et EN474 Part 4.

\*\*Basé sur la configuration de base de la machine; cabine, godet chargeur standard, balancier standard, godet de 600 mm, réservoir plein.



**NOTE**  
Metric measurements are the critical values  
Dimensions are taken from T152021  
• 1 Litre = 0.26417 US Liquid Gallons  
• 1 Litre = 0.21997 Imperial Liquid Gallons



Note: image is for reference purpose only



# **TECHNICAL DATA TLB870 – STAGE III**

## ENGINE

Perkins 1104D-44T (Tier 3)	Torque Rise 29% Mechanical fuel injection
Cylinders	4
Capacity	4.4 L (269 in3)
Rated speed	2200 rpm
Gross power @ 2200rpm Cert. rating to ISO 14396:2002	70 kW (93.9 hp)
Derived net rating @ 2200 rpm	65.7 kW* (88.1 hp*)
Max Torque @ 1400 rpm ISO 14396:2002	392 Nm (289.1 lbf)

\*Valeurs nominales non homologuées

## ELECTRICAL SYSTEM

External wiring and connectors meet IP69k standard	
Maintenance free battery	
12 volt negative ground	
Battery isolator	
100 amp alternator	
Blade type fuses	
100 A/hr single battery with 830 CCA-EN Standard	

## CAPACITIES

	Ltrs (gals)
Fuel tank	140 (30.8)
Engine coolant	16 (3.6)
Engine oil (including filter)	9.6 (2.1)
Synchro shuttle transmission	20 (4.4)
Rear axle (including final drives)	15.5 (3.4)
Front axle (including final drives)	9.1 (2.0)
Hydraulic tank	52 (11.4)

## AXLES AND BRAKES

Outboard planetary drives for easier servicing	
Foot operated differential lock with 100% lockup	
16° front axle oscillation to maintain maximum ground contact to aid traction	
Power boosted inboard wet disc brakes	
Self equalizing and self adjusting brakes	
Selectable 2 or 4 wheel braking	

Axle Ratings	Max Static Loading	Max Dynamic Loading
Front kN (lbf)	225 (50582)	90 (20233)
Rear kN (lbf)	187.5 (42152)	75 (16861)

## TURNING CIRCLES

	Over Tyres	Over Bucket
Without brakes m (ft)	7.96 (26'1")	10.86 (35'8")
With brakes m (ft)	7.26 (23'10")	10.07 (33')

## TRANSMISSION

4 Speed synchro shuttle gearbox	
Modulated forward and reverse clutch packs enable smooth direction changes	
De-clutch button on gear lever	
Direction control with neutral safety interlock	
Single stage torque converter with 3.01:1 stall ratio	

Tyres	Front:	12.5/80 x 18 12 PR TR-09 IND
	Rear:	16.9 x 28 12 PR TI-06 IND
Travel Speeds	Forward/Reverse Km/h (mph)	
1st	6 (4)	
2nd	9.6 (6)	
3rd	20.4 (13)	
4th	38.47 (24)	

4 speed servo power synchro	
Automatic and manual shifting	
Push button kickdown and kick up in 1st and 2nd gear	
Automatic shifting between 4th, 3rd and 2nd	
Single stage torque convertor with 3.01:1 stall ratio	

Tyres	Front:	12.5/80 x 18 12 PR TR-09 IND
	Rear:	16.9 x 28 12 PR TI-06 IND
Travel Speeds	Forward Km/h (mph)	
1st	6 (4)	
2nd	9.6 (6)	
3rd	20.4 (13)	
4th	38.47 (24)	
Travel Speeds	Reverse Km/h (mph)	
1st	6 (4)	
2nd	9.6 (6)	
3rd	20.4 (13)	

## HYDRAULIC SYSTEM

Tandem gear pumps with inloader valve	
Open centre valves	
External oil level gauge	
125 micron suction strainer	
10 micron return line filter	
10 micron filler breather	
Main pump flow @ 2200 rpm L/min (gpm)	83 (18)
Secondary pump flow @ 2200 rpm L/min (gpm)	45 (10)
System main relief setting bar (psi)	250 (3626)

## OPERATING WEIGHTS

	kg (lbs)
Base Machine Weight*	7655 (16876)
Add/Delete	
Deep dig dipper	+217 (478)
ROPS frame	-128 (282)
7 in 1 multi-purpose	+330 (728)
7 in 1 multi-purpose fork kit	+150 (330)
Front counterweight	+42 (92)

\*Base operating weight includes cab, standard loader bucket, standard dipper sticker, 24 in | 600 mm bucket, full fuel tank, 75 kg operator.

# TECHNICAL DATA TLB870 – STAGE III

## TYRES

Front – Tractor Industrial 12.5/80 x 18 12 Ply Tubeless  
Rear – Tractor Industrial 16.9 x 28 12 Ply Tubeless

## PALLET FORKS

	Standard / 7in1 Bucket
Fork length	1067 mm (3'6")
Section width	80 mm (3")
Assembly weight kg (lb)	150 (330)
Max. operating height	3097 mm (10'2")
Reach at ground level	2660 mm (8'9")
Reach at full height	2251 mm (7'5")
S.W.L. at 500mm load centre kg (lb)	1000 (2204)

## BACKHOE BUCKETS

	Width mm (ins)	Capacity m <sup>3</sup> (ft <sup>3</sup> )	Weight Kg (lbs)
Standard trenching	305 (12)	0.074 (2.62)	99 (218)
	450 (18)	0.120 (4.25)	114 (251)
	600 (24)	0.177 (6.26)	136 (300)
Heavy duty	750 (30)	0.236 (8.32)	157 (346)
	900 (36)	0.296 (10.44)	178 (392)
	305 (12)	0.084 (2.96)	112 (247)
	450 (18)	0.140 (4.96)	128 (282)
	600 (24)	0.203 (7.15)	152 (335)
	750 (30)	0.266 (9.38)	174 (383)
Ditch cleaning	900 (36)	0.330 (11.66)	198 (436)
	1500 (60)	0.262 (9.2)	180 (397)
	1800 (72)	0.317 (11.2)	204 (450)
Trapezoidal	1200 (48)	0.258 (9.1)	146 (322)

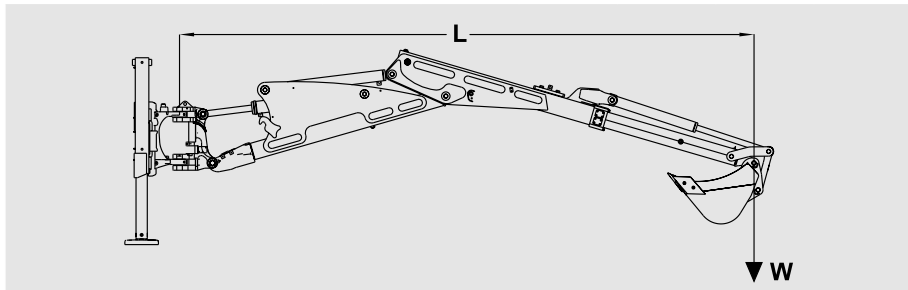
## LOADER BUCKETS

	Standard Bucket	7 in 1 Bucket
Width	2311 mm (7'7")	2311 mm (7'7")
Capacity m <sup>3</sup> (yd <sup>3</sup> )	1.0 (1.32)	1.0 (1.32)
Weight kg (lbs)	400 (880)	730 (1606)

## SIDESHIFT BACKHOE

(Load chart for Extending Dipperstick using boom cylinder for lifting)

	2.8 m (9'2")	4.1 m (13'5")	4.7 m (15'5")	5.2 m (17'1")	5.8 m (19')	6.1 m (20')
	<b>1269kg</b> (2798lbs)	1163kg (2564lbs)	829kg (1828lbs)	846kg (1865lbs)	743kg (1638lbs)	578kg (1274lbs)
	1076kg (2372lbs)	1163kg (2564lbs)	829kg (1828lbs)	334kg (736lbs)	265kg (584lbs)	562kg (1239lbs)
	<b>801kg</b> (1766lbs)	974kg (2147lbs)	762kg (1680lbs)	<b>610kg</b> (1345lbs)	<b>524kg</b> (1155lbs)	<b>416kg</b> (917lbs)



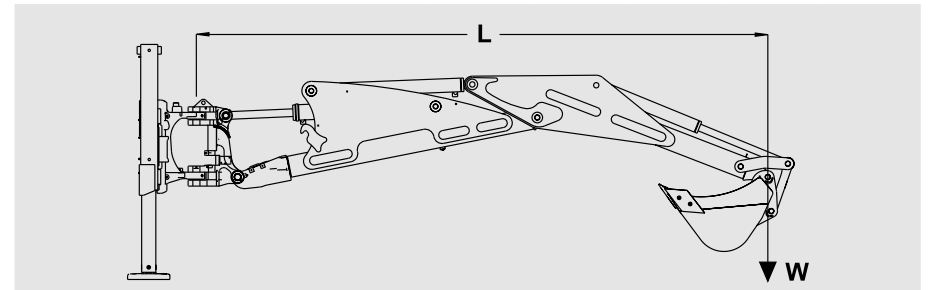
### Backhoe Configuration (Top to Bottom)

- Centrally located 'over end' lift capacity (within 45° either side of the machine centreline)
- Centrally located lift capacity through the full swing arc
- Fully offset lift capacity through the full swing arc

## SIDESHIFT BACKHOE

(Load Chart for Standard Dipperstick using boom cylinder for lifting)

	3.2 m (10'6")	3.8 m (12'6")	4.3 m (14'1")	4.6 m (15'1")	5.0 m (16'5")
	1117kg (2463lbs)	1319kg (2908lbs)	<b>1153kg</b> (2542lbs)	<b>1058kg</b> (2332lbs)	<b>979kg</b> (2158lbs)
	<b>1151kg</b> (2538lbs)	<b>1335kg</b> (2943lbs)	<b>1207kg</b> (2661lbs)	<b>1067kg</b> (2352lbs)	<b>956kg</b> (2108lbs)
	<b>803kg</b> (1770lbs)	<b>981kg</b> (2163lbs)	<b>819kg</b> (1806lbs)	<b>732kg</b> (1614lbs)	<b>665kg</b> (1466lbs)



### Note

- Standard 600 mm (24") bucket fitted, for larger buckets subtract difference in weight from stated lift capacity
- Figures stated are rated capacities, and are the lower of either the rated hydraulic lift capacity, or rated tipping load
- Figures in bold print are stability limited figures

# STANDARD AND OPTIONAL EQUIPMENT

## ENGINE

Perkins 1104D-44TA (Tier 3)
Wastegate turbo charger
Electric fuel pump
Mechanical fuel injection
4 glow plug starting aid
Horizontal spin on oil filter
Primary fuel filter with water separator
Vertical element secondary fuel filter
500hr service period
Oil to water internal plate type oil cooler
Engine gradeability fore/aft and side/side of 30°
Anti-freeze rated to -37°C (-35°F)
Coolant expansion bottle
Alternator, Fan drive by dual V Belt
Gear driven water pump
Puller type 6 blade cooling fan
Dual element powercore air cleaner
Stainless steel muffler and exhaust stack

## DRIVE LINE

Synchro shuttle transmission 4F/4R speeds
Direction control with neutral safety interlock
Transmission de-clutch on gear and loader controls
Torque converter stall ratio 3.01:1
Servo power synchro transmission 4F/3R speeds
Column mounted rotational control lever
Automatic up and down shifting
Auto change down 4/3 and back
Easy clean transmission oil cooler
Vertical element oil filter
Foot operated electro/hydraulic differential lock
Outboard planetary final drive axles
Large capacity outboard oil immersed disc brakes -
3 kevlar friction discs per side
Brakes self adjusting and self equalising
Dual brake pedals with combined or independent use
Internal wet disc parking brake - max parking slope (unladen) 1:2 - Laden 1:2.5
Hydrostatic steering with emergency manual operation
4WD standard
Selectable 2 and 4 wheel braking in all gears
Selectable 2 and 4WD

## CAB AND CANOPY

Cab with 2 door access
ROPS/FOPS conform to ISO3471/3449
Access from both sides
Self cleaning footsteps and large grab handles
Internal rear view mirror
Folding external rear view mirrors
2 cup holders
Coat hook
Tilt adjustable steering wheel
Side console mounted horn switch
Seat storage for operators manual
2 in (51 mm) retractable seat belt
1 auxiliary 12 volt outlet
Opening rear quarter windows with internal operation
Full depth up and over rear window
Laminated windscreen
Tinted toughened safety glass
Front and rear screen washer and wipers
Fabric seat with mechanical suspension
Cab heater (7.37kW)
Front side lights with direction indicators
Internal noise level 78 dB (a)
Digital gauge for warning lights, fuel level, engine temperature, RPM and machine hours.
4 front and 4 rear worklights
2 external power points for beacons

## CAB OPTIONS

3 in seat belt
Steering wheel spinner
Air conditioning (7.6kW cooling)

## LOADER

Hydro-Mechanical Self leveling
Control lever with transmission disconnect button
Single bucket cylinder
Bucket cylinder cushioning
Return to dig
Float position with positive hold
Bucket level indicator
Integral loader arm safety bar
Standard 1 m <sup>3</sup> bucket with lifting eye
Bucket teeth or bolt on reversible cutting edge

## OPTIONS

7in1 1 m <sup>3</sup> bucket with lifting eye
3rd hydraulic line with standard bucket
Pallet forks with safe working load of 1000kg
Ride control
Loader bucket return to dig
Bucket tooth guard
Hose burst valves
Mechanical Quick Attach

## BACKHOE

Straight Style Boom
Standard dippestick
Inner slide "deep dig" dipperstick
Externally adjustable lubrication free wear pads
Dual transport lock - Cable operated
Servo Excavator Controls
ISO/SAE pattern change switch

## OPTIONS

Mechanical quick attach
Auxiliary hydraulics with single and double acting operation
Stab leg lock out valves
Boom and Dipper hose burst valves
Object Handling Kit
Standard trenching buckets with reversible side cutters
Quick release rubber street pads

## GENERAL POINTS

Heavy duty chassis construction
Lockable side mounted toolbox
Fully tilting engine hood
Lifting eyes and tie downs (2 front and rear)
18" front and 28" rear Mitas Tyres
Tandem gear pump with 'Inloader' hydraulic system

## OPTIONS

Front Fenders
Cold start kit
Reverse Alarm
Front hard nose counterweight

Standard and optional equipment may vary.  
Consult your Mecalac dealer for details.

# TECHNICAL DATA TLB890 – STAGE III

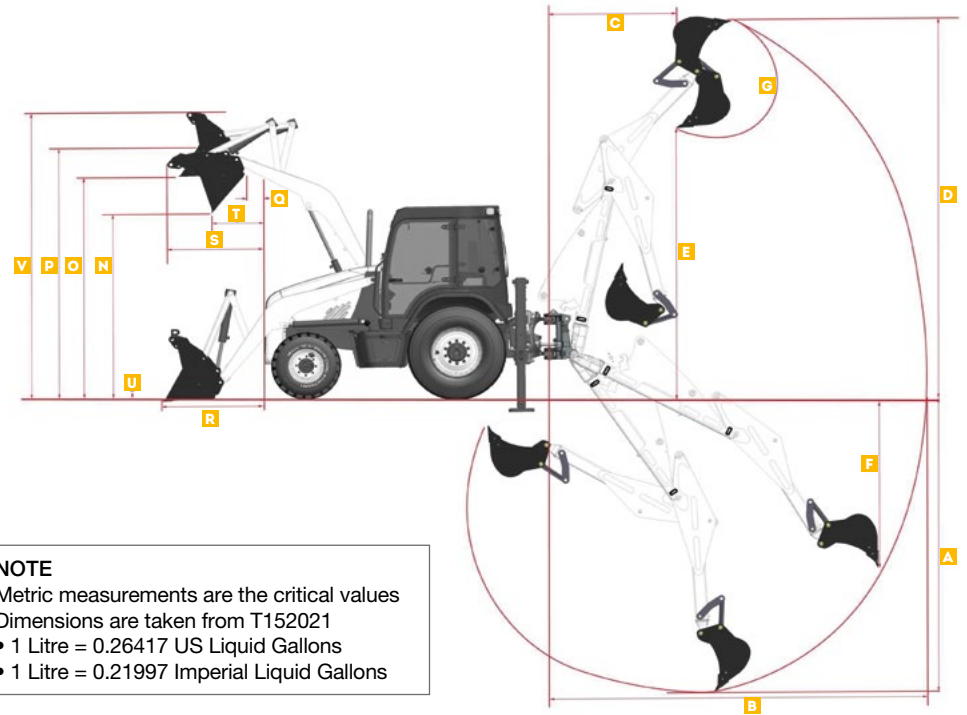
BACKHOE DIMENSIONS*		Standard Dipper	Deep Dig Dipper		
			Retracted	Extended	
A	Dig depth	Maximum SAE	4498 mm (14'9")	4498 mm (14'9")	5698 mm (18'8")
		2 ft Flat Bottom SAE	4448 mm (14'7")	4448 mm (14'7")	5612 mm (18'5")
B	Reach – ground level to slew		5877 mm (19'3")	5877 mm (19'3")	6950 mm (22'10")
C	Loading reach		2274 mm (7'6")	2274 mm (7'6")	3293 mm (10'10")
D	Operating height		5509 mm (18'1")	5509 mm (18'1")	6143 mm (20'2")
E	Loading height SAE		3855 mm (12'8")	3855 mm (12'8")	4489 mm (14'9")
		Max dumping height	3791 mm (12'5")	3791 mm (12'5")	4424 mm (14'6")
f	Bucket rotation degrees	Speed	197	197	197
		Power	166	166	166
Total sideshift			1178 mm (3'10")	1178 mm (3'10")	1178 mm (3'10")
Stabiliser spread			2115 mm (6'11")	2115 mm (6'11")	2115 mm (6'11")
Max. levelling angle degrees			8	8	8

LOADER DIMENSIONS		Standard / 7in1 Bucket
N	Dump clearance – at 45°	2850 mm (9'4")
O	Loader height	3369 mm (11'1")
P	Hinge pin height	3615 mm (11'10")
Q	Pin forward reach	315 mm (1'0")
R	Reach at ground	1451 mm (4'9")
S	Max. reach at full height	1186 mm (3'11")
T	Reach at full height – at 45°	731 mm (2'5")
	Dig depth	156 mm (6")
U	Rollback at ground	50°
		Max. dump angle fully raised
V	Overall operating height	4682 mm (15'4")

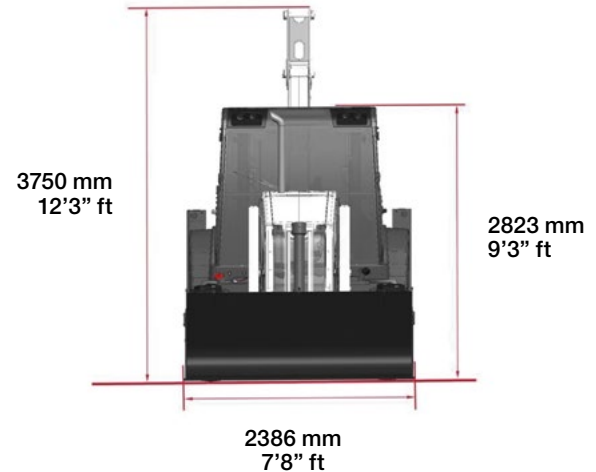
BACKHOE PERFORMANCE		Standard Dipper	Deep Dig Dipper		
			Retracted	Extended	
		Standard Bucket   HD Bucket	Standard Bucket   HD Bucket	Standard Bucket   HD Bucket	
Max Slew Torque kNm		27.8	27.8	27.8	
Dipper tearout kN (lbf) (SAE J49 Standard)		41.1 (9240)   41.1 (9240)	41.1 (9240)   41.1 (9240)	29 (6519)   29 (6519)	
Bucket tearout kN (lbf) (SAE J49 Standard)	Speed	60.3 (13556)   60.3 (13556)	60.3 (13556)   60.3 (13556)	60.3 (13556)   60.3 (13556)	
	Power	-   67.8 (15242)	-   67.8 (15242)	-   67.8 (15242)	

LOADER PERFORMANCE		Standard Bucket	7 in 1 Bucket
Bucket breakout kN (lbf)		55.4 (12454)	53.7 (12072)
Arms breakout kN (lbf)		51.1 (11487)	47.8 (10746)
Rated operating capacity (ISO 14397) kg (lb)		3503 (7722)	3166 (6980)
Full height kg (lb)		3966 (8744)	3629 (8000)

Loader specifications are stated in accordance with ISO 14397 and EN474 Part 4



**NOTE**  
Metric measurements are the critical values  
Dimensions are taken from T152021  
• 1 Litre = 0.26417 US Liquid Gallons  
• 1 Litre = 0.21997 Imperial Liquid Gallons



Note: image is for reference purpose only

# TECHNICAL DATA TLB890 – STAGE III

## ENGINE

Perkins 1104D-44TA (Tier 3) with Wastegate turbocharger and Charge air cooling	Torque rise 23% Mechanical fuel injection Stainless steel muffler and Exhaust Stack 500 hour service period
Cylinders	4
Capacity	4.4 l (269 in <sup>3</sup> )
Rated speed	2200 rpm
Gross power @ 2200 rpm cert. rating to UN/ECE R120	74.5 kW (100 hp*)
Derived net rating @ 2200 rpm to ISO/80/1269/EC	69.9 kW (93.7 hp*)
Max Torque @ 1400 rpm	
UN/ECE R120	400 Nm (295 lb.ft*)
ISO 80/1269/EC	377 Nm (278 lb.ft*)

\*Nominal non-certified values.

## ELECTRICAL SYSTEM

Wiring and connectors meet IP69 standard	
Maintenance free battery	
12 volt negative ground	
Battery isolator	
Jump start posts	
120 amp alternator	
Blade type fuses	
110 A/hr single battery with 920 CCA – EN Standard	
140 A/hr dual batteries with 1260 CCA – EN Standard	

## CAPACITIES

	Ltrs (gals)
Fuel tank	140 (30.8)
Engine coolant	16 (3.5)
Engine oil (including filter)	8.5 (1.9)
Servo power synchro transmission	15 (3.3)
Synchro shuttle transmission	15 (3.3)
Rear axle (including final drives)	15.5 (3.4)
Front axle (including final drives)	9.5 (2.1)
Hydraulic tank	92 (20.4)

## AXLES AND BRAKES

Outboard planetary final drives for easier servicing	
Foot operated differential lock with 100% lockup	
16° front axle oscillation to maintain maximum ground contact and traction	
High capacity outboard mounted wet disc brakes	
Self equalizing and self adjusting	
Internal wet disc parking brake	
Selectable 2 or 4 wheel braking	

Axle Ratings	Max Static Loading	Max Dynamic Loading
Front kN (lb)	225 (50582)	90 (20259)
Rear kN (lb)	187.5 (42152)	75 (16867)

## TURNING CIRCLES

	Over Tyres	Over Bucket
Without brakes m (ft)	7.9 (25'9")	10.6 (34'7")
With brakes m (ft)	7 (23')	9.7 (31'10")

## TRANSMISSION

4 speed synchro shuttle gearbox			
Modulated forward and reverse clutch packs enable smooth direction changes			
De-clutch button on shift lever			
Direction control with neutral safety interlock			
Single stage torque converter with 3.01:1 stall ratio			

Tyres	Front:	16/70 x 12	16/70 x 12	16/70 x 12
	Rear:	18.4 x 26	16.9 x 28	16.9 x 30
Travel Speeds	Forward/Reverse Km/h (mph)			
1st	5.7 (3.6)	5.7 (3.5)	5.9 (3.7)	5.9 (3.7)
2nd	9.2 (5.7)	9.1 (5.7)	9.6 (5.9)	9.6 (5.9)
3rd	20.3 (12.6)	20 (12.4)	21 (13.0)	21 (13.0)
4th	40.5 (25.1)	40 (24.8)	41 (25.6)	41 (25.6)

4 speed servo power synchro			
Automatic and manual shifting			
Push button kickdown and kick up in 1st and 2nd gear			
Automatic shifting between 4th, 3rd and 2nd			
Single stage torque convertor with 3.01:1 stall ratio			

Tyres	Front:	16/70 x 12	116/70 x 12	16/70 x 12
	Rear:	18.4 x 26	18.4 x 26	16.9 x 30
Travel Speeds	Forward Km/h (mph)			
1st	5.7 (3.6)	5.7 (3.5)	5.9 (3.7)	5.9 (3.7)
2nd	9.2 (5.7)	9.1 (5.7)	9.6 (5.9)	9.6 (5.9)
3rd	20.3 (12.6)	20 (12.4)	21 (13.0)	21 (13.0)
4th	40.5 (25.1)	40 (24.8)	41 (25.6)	41 (25.6)
Travel Speeds	Reverse Km/h (mph)			
1st	5.7 (3.6)	5.7 (3.5)	5.9 (3.7)	5.9 (3.7)
2nd	9.2 (5.7)	9.1 (5.7)	9.6 (5.9)	9.6 (5.9)
3rd	20.3 (12.6)	20 (12.4)	21 (13.0)	21 (13.0)

## HYDRAULIC SYSTEM

Variable piston pump with Mechanical or Servo excavator controls	
Closed centre control valves	
Power Boost to match digging power and speed to application	
External oil level gauge	
Removable oil cooler	
125 micron suction strainer	
10 micron return line filter	
Filtre d'aspiration 125 microns	
Filtre retour 10 microns	
Single variable piston pump @ 2200 rpm L/min(gpm)	164 (36.1)
System main relief setting bar (psi)	250 (3625)

## OPERATING WEIGHTS

	kg (lbs)
Base Machine Weight*	8433 (18592)
Add/Delete	
7 in 1 multi-purpose (1.2 m <sup>3</sup> )	+337 (743)
7 in 1 multi-purpose fork kit	+150 (330)
Deep dig dipper	+235 (518)

\*Base operating weight includes cab, standard loader bucket, standard dipper stick, 600 mm bucket, full fuel tank and 75 kg operator.

# TECHNICAL DATA TLB890 – STAGE III

## TYRES

Front – 16/70-20 14PR – Semi-industrial
Rear – 16.9-30 14PR – Semi-industrial
Front – 405/70 20 14PR – Semi-agricultural
Rear – 18.4-26 12PR – Semi-agricultural
Front – 400/70-20 TL 149A8 – Multi-purpose
Rear – 420/80-30 TL 155A8 – Multi-purpose
Front – 400/70-20 TL 149A8 – Multi-purpose
Rear – 480/80-26 TL 160A8 – Multi-purpose
Front – 400/70-20 TL 149A8 – Multi-purpose
Rear – 440/80-28 TL 156A8 – Multi-purpose

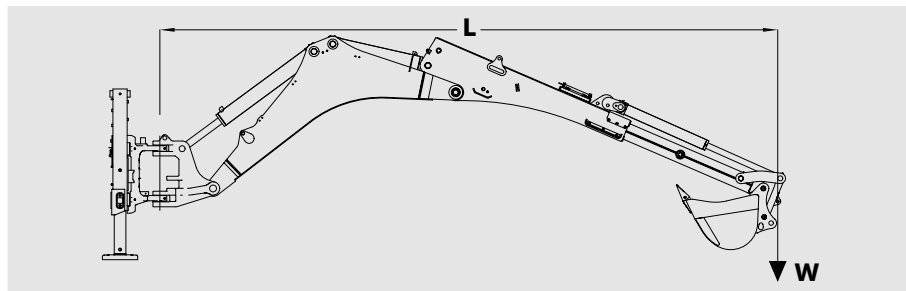
## PALLET FORKS

	Standard / 7in1 Bucket
Fork length	1067 mm (3'6")
Section width	80 mm (3")
Assembly weight kg (lb)	150 (330)
Max. operating height	3097 mm (10'2")
Reach at ground level	2660 mm (8'9")
Reach at full height	2251 mm (7'5")
S.W.L. at 500mm load centre kg (lb)	1000 (2204)

## SIDESHIFT BACKHOE

(Load chart for Extending Dipperstick using boom cylinder for lifting)

	3.2 m (10'6")	4.1 m (13'5")	4.7 m (15'5")	5.2 m (17'1")	5.8 m (19')	6.1 m (20')
	1106kg (2438lbs)	1033kg (2277lbs)	931kg (2052lbs)	<b>846kg</b> (1865lbs)	<b>743kg</b> (1638lbs)	<b>717kg</b> (1581lbs)
	<b>1038kg</b> (2288lbs)	<b>578kg</b> (1274lbs)	<b>417kg</b> (919lbs)	<b>334kg</b> (736lbs)	<b>265kg</b> (584lbs)	<b>255kg</b> (562lbs)
	<b>442kg</b> (974lbs)	<b>213kg</b> (470lbs)	<b>127kg</b> (280lbs)	<b>83kg</b> (183lbs)	<b>50kg</b> (110lbs)	<b>48kg</b> (106lbs)



### Backhoe Configuration (Top to Bottom)

- Centrally located 'over end' lift capacity (within 45° either side of the machine centreline)
- Centrally located lift capacity through the full swing arc
- Fully offset lift capacity through the full swing arc

## BACKHOE BUCKETS

	Width mm (ins)	Capacity m³ (ft³)	Weight Kg (lbs)
Standard trenching	305 (12)	0.074 (2.62)	99 (218)
	450 (18)	0.120 (4.25)	114 (251)
	600 (24)	0.177 (6.26)	136 (300)
Heavy duty	750 (30)	0.236 (8.32)	157 (346)
	900 (36)	0.296 (10.44)	178 (392)
	305 (12)	0.084 (2.96)	112 (247)
	450 (18)	0.140 (4.96)	128 (282)
	600 (24)	0.203 (7.15)	152 (335)
	750 (30)	0.266 (9.38)	174 (383)
Ditch cleaning	900 (36)	0.330 (11.66)	198 (436)
	1500 (60)	0.262 (9.2)	180 (397)
Trapezoidal	1800 (72)	0.317 (11.2)	204 (450)
	1200 (48)	0.258 (9.1)	146 (322)

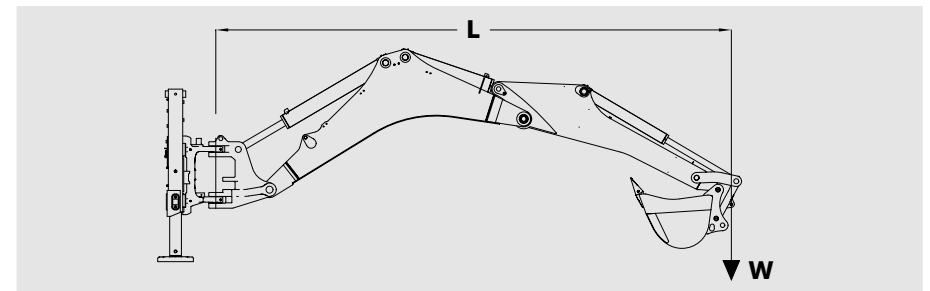
## LOADER BUCKETS

	Standard Bucket	7 in 1 Bucket
Width	2386 mm (7'8")	2386 mm (7'8")
Capacity m³ (yd³)	1.2 (1.57)	1.2 (1.57)
Weight kg (lbs)	430 (948)	430 (948)

## SIDESHIFT BACKHOE

(Load Chart for Standard Dipperstick using boom cylinder for lifting)

	3.2 m (10'6")	3.8 m (12'6")	4.3 m (14'1")	4.6 m (15'1")	5.0 m (16'5")
	1368kg (3016lbs)	1366kg (3011lbs)	<b>1221kg</b> (2692lbs)	<b>1126kg</b> (2482lbs)	<b>1052kg</b> (2319lbs)
	<b>1214kg</b> (2676lbs)	<b>820kg</b> (1808lbs)	<b>658kg</b> (1451lbs)	<b>576kg</b> (1270lbs)	<b>524kg</b> (1155lbs)
	<b>614kg</b> (1354lbs)	<b>414kg</b> (913lbs)	<b>327kg</b> (721lbs)	<b>284kg</b> (626lbs)	<b>262kg</b> (578lbs)



### Note

- Standard 600 mm (24") bucket fitted, for larger buckets subtract difference in weight from stated lift capacity
- Figures stated are rated capacities, and are the lower of either the rated hydraulic lift capacity, or rated tipping load
- Figures in bold print are stability limited figures

# STANDARD AND OPTIONAL EQUIPMENT

## ENGINE

Perkins 1104D-44TA (Tier 3)
Wastegate turbo and charge air cooled
Electric fuel pump
Mechanical fuel injection
4 Glow plug starting aid
Horizontal spin on oil fi lter
Primary fuel fi lter with water separator
Vertical element secondary fuel fi lter
500 hour service period
Oil to water internal plate oil cooler
Engine gradeability fore/aft and side/ side 30°
Anti-freeze rated to -37°C (-35°F)
Coolant expansion bottle
Alternator and fan drive by dual V belt
Gear driven water pump
Puller type 9 bladed cooling fan
Dual element Powercore air cleaner
Stainless steel muffl er and exhaust stack

## ENGINE OPTIONS

Fan guard
-----------

## DRIVE LINE

Synchro shuttle transmission 4F/4R speeds
Direction control with neutral safety interlock
Transmission de-clutch on gear and loader controls
Servo power synchro transmission 4F/3R speeds
Column mounted rotational control lever
Automatic up and down shifting
Auto change down 4/3 and back
Kick down 2/1 and Kick up 1/2
Torque Convertor stall ratio 3.01:1
Easy clean transmission oil cooler
Vertical element oil fi lter
Foot operated electro/hydraulic differential lock
Outboard Planetary fi nal drive axles
Large capacity outboard oil immersed disc brakes
• 2 Kevlar friction discs (289 mm dia) per side
• Total friction area per side 1238 cm <sup>2</sup> (192 in <sup>2</sup> )
Brakes self adjusting and self equalising
Dual brake pedals with combined or independent use

Internal wet disc parking brake
• Max Parking Slope (unladen) 1:2
• Max Parking Slope (laden) 1:2.5
Hydrostatic steering with emergency manual operation.
4WD standard
Selectable 2 and 4 wheel braking in all gears
Selectable 2 and 4WD

## CAB AND CANOPY

ROPS/FOPS conform to ISO 3471/3449
Self cleaning footsteps and large grab handles
Internal rear view mirror
Folding external rear view mirrors
2 cup holders
Coat hook
Tilt and Telescopic steering wheel
Front and rear horn
Seat storage for operators manual
51 mm (2 in) retractable seat belt
3 auxiliary 12 volt outlets
Cab with 2 door access
Partial door locking
Opening rear quarter windows with internal operation
Full depth up and over rear window
Laminated windscreen
Tinted toughened safety glass
Front and rear screen washers and wipers
Standard fabric seat with mechanical suspension
Heater (7.37kW)
Lockable chilled storage box
Digital clock
Cell phone holder with power plug
Pre installation of wiring for radio
Internal noise level 78 dB(A)
12 audible and visual warning lamps
Engine hour meter
4 rear work lights
3 Gauges for engine oil temperature, fuel and rpm
2 external power sockets for beacon

## CAB OPTIONS

Air conditioning (7.6kW cooling)
Automatic Temperature Control
Premium high back seat, heated with air suspension
3 in seat belt
Speedometer

## LOADER

Hydro-Mechanical self levelling
Control lever with transmission and pump unload buttons
Single bucket cylinder
Bucket cylinder cushioning
Return to dig
Float position with positive hold
Bucket level indicator
Integral Loader arm safety bar
Standard bucket 1.2 m <sup>3</sup> (1.57 yd <sup>3</sup> ) with lifting eye
7in1 bucket 1.2 m <sup>3</sup> (1.57 yd <sup>3</sup> ) with lifting eye
Bucket teeth or bolt on reversible cutting edge
7in1 bucket control lever with dual function

## OPTIONS

Pallet forks with safe working load of 1000kgs
3rd hydraulic line with standard bucket
Hose burst valves
Ride control
Bucket tooth guard
Mechanical quick attach

## BACKHOE

Curved style boom
Standard dipperstick
Inner slide "Deep Dig" dipperstick
Externally adjustable lubrication free wear pads (8)
Electro/hydraulic dual transport lock
Externally adjustable stabiliser wear pads
SAE/ISO/Diagonal 2 lever controls
Standard trenching buckets with reversible side cutters

## OPTIONS

Stabiliser lock out valves
Boom and Dipper hose burst valves
Hydraulic and Mechanical quick attach
Two auxilliary circuits with single and double acting operation
HD buckets with power and speed positions
Object handling kit
Quick release rubber street pads
Hydraulic powered sideshift

## GENERAL POINTS

Heavy duty chassis construction
Lockable side mounted toolbox
Fully tilting engine hood
Front hard nose counterweight
Lifting eyes and Tie downs (2 front and rear)
Variable flow hydraulics with pilot or mechanical operated backhoe controls

## OPTIONS

Reverse Warning Alarm
Front Fenders
Premium Brand Tyres

Standard and optional equipment may vary.  
Consult your Mecalac dealer for details.

# TECHNICAL DATA TLB990 – STAGE III

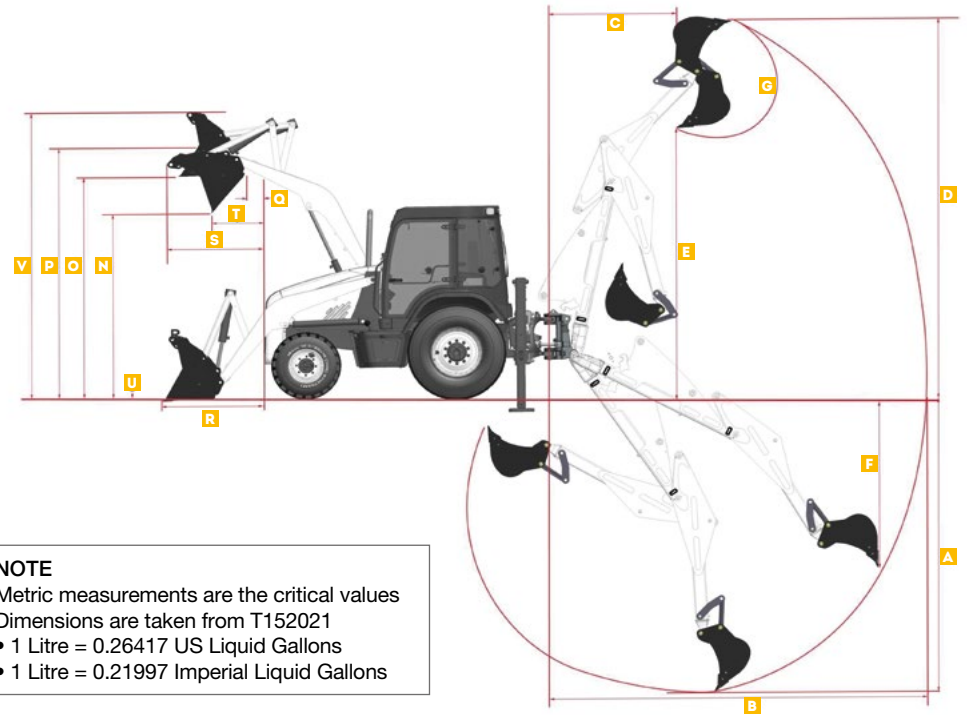
BACKHOE DIMENSIONS*		Standard Dipper		Deep Dig Dipper	
				Retracted	Extended
A	Dig depth	Maximum SAE	4442 mm (14'7")	4442 mm (14'7")	5642 mm (18'6")
		2 ft Flat Bottom SAE	4392 mm (14'5")	4392 mm (14'5")	5556 mm (18'3")
B	Reach – ground level to slew	5877 mm (19'3")	5877 mm (19'3")	6950 mm (22'10")	
C	Loading reach	2274 mm (7'6")	2274 mm (7'6")	3293 mm (10'10")	
D	Operating height	5509 mm (18'3")	5509 mm (18'3")	6199 mm (20'4")	
E	Loading height SAE	3911 mm (12'10")	3911 mm (12'10")	4545 mm (14'11")	
		Max dumping height	3847 mm (12'7")	3847 mm (12'7")	4480 mm (14'8")
f	Bucket rotation degrees	Speed	197	197	197
		Power	166	166	166
Total sideshift		1178 mm (3'10")	1178 mm (3'10")	1178 mm (3'10")	
Stabiliser spread		2115 mm (6'11")	2115 mm (6'11")	2115 mm (6'11")	
Max. levelling angle degrees		8	8	8	

LOADER DIMENSIONS		Standard / 7in1 Bucket	
N	Dump clearance – at 45°	2906 mm (9'6")	
O	Loader height	3425 mm (11'3")	
P	Hinge pin height	3671 mm (12'0")	
Q	Pin forward reach	315 mm (1'0")	
R	Reach at ground	1451 mm (4'9")	
S	Max. reach at full height	1186 mm (3'11")	
T	Reach at full height – at 45°	731 mm (2'5")	
U	Dig depth	100 mm (4")	
		Rollback at ground	50°
V	Overall operating height	4738 mm (15'6")	
		Max. dump angle fully raised	47°

BACKHOE PERFORMANCE		Standard Dipper		Deep Dig Dipper	
				Retracted	Extended
		Standard Bucket   HD Bucket	Standard Bucket   HD Bucket	Standard Bucket   HD Bucket	Standard Bucket   HD Bucket
Max Slew Torque kNm		27.8		27.8	27.8
Dipper tearout kN (lbf) (SAE J49 Standard)		41.1 (9240)   41.1 (9240)		41.1 (9240)   41.1 (9240)	29 (6519)   29 (6519)
Bucket tearout kN (lbf) (SAE J49 Standard)	Speed	60.3 (13556)	60.3 (13556)	60.3 (13556)   60.3 (13556)	60.3 (13556)   60.3 (13556)
	Power	-   67.8 (15242)	-   67.8 (15242)	-   67.8 (15242)	-   67.8 (15242)

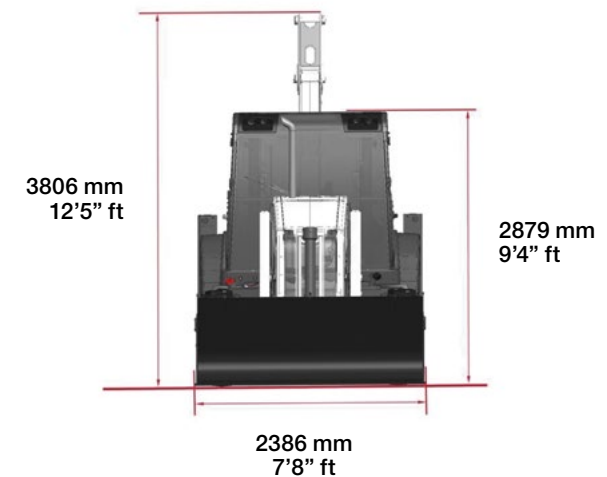
LOADER PERFORMANCE		Standard Bucket		7 in 1 Bucket	
Bucket breakout kN (lbf)		55.4 (12454)		53.7 (12072)	
Arms breakout kN (lbf)		51.1 (11487)		47.8 (10746)	
Rated operating capacity (ISO 14397) kg (lb)		3503 (7722)		3166 (6980)	
Full height kg (lb)		3966 (8744)		3629 (8000)	

Loader specifications are stated in accordance with ISO 14397 and EN474 Part 4



**NOTE**  
Metric measurements are the critical values  
Dimensions are taken from T152021

- 1 Litre = 0.26417 US Liquid Gallons
- 1 Litre = 0.21997 Imperial Liquid Gallons



Note: image is for reference purpose only



# TECHNICAL DATA TLB990 – STAGE III

## ENGINE

Perkins 1104D-44TA (Tier 3) with Wastegate turbocharger and Charge air cooling	Torque rise 23% Mechanical fuel injection Stainless steel muffler and Exhaust Stack 500 hour service period
Cylinders	4
Capacity	4.4 l (269 in <sup>3</sup> )
Rated speed	2200 rpm
Gross power @ 2200 rpm cert. rating to UN/ECE R120	74.5 kW (100 hp*)
Derived net rating @ 2200 rpm to ISO/80/1269/EC	69.9 kW (93.7 hp*)
Max Torque @ 1400 rpm	
UN/ECE R120	400 Nm (295 lb.ft*)
ISO 80/1269/EC	377 Nm (278 lb.ft*)

\*Nominal non-certified values.

## ELECTRICAL SYSTEM

Wiring and connectors meet IP69 standard
Maintenance free battery
12 volt negative ground
Battery Isolator
Jump start posts
120 amp alternator
Blade type fuses
110 A/hr single battery with 920 CCA - EN Standard
140 A/hr dual batteries with 1260 CCA – EN Standard

## CAPACITIES

	Ltrs (gals)
Fuel tank	140 (30.8)
Engine coolant	16 (3.5)
Engine oil (including filter)	8.5 (1.9)
Servo power synchro transmission	15 (3.3)
Rear axle (including final drives)	14.5 (3.19)
Front axle (including final drives)	7.5 (1.65)
Rear reduction axle (each)	1.5 (0.33)
Front reduction axle (each)	1 (0.22)
Hydraulic tank	92 (20.4)

## AXLES AND BRAKES

Outboard planetary final drives for easier servicing		
Foot operated differential lock with 100% lockup		
16° front axle oscillation to maintain maximum ground contact and traction		
Self equalizing and self adjusting		
Internal wet disc parking brake		
Selectable 2 or 4 wheel braking		
Selectable 2 or 4 wheel braking		
Axle Ratings	Max Static Loading	Max Dynamic Loading
Front kN (lb)	225 (50582)	90 (20233)
Rear kN (lb)	275 (61822)	105 (23605)

## TURNING CIRCLES

	Over Tyres	Over Bucket
2 wheel steer	11.4 (37'4")	13.1 (42'10")
4 wheel steer	7.3 (23'10")	9.3 (30'5")
With brakes m (ft)	6.7 (21'10")	8.8 (28'9")

## TRANSMISSION

4 speed Servo Power Synchro		
Automatic and manual shifting in all 4 gears		
Push button kickdown and kick up in 1st and 2nd gear		
Auto drop down from 4th to 3rd and back		
Single stage torque convertor with 3.01:1 stall ratio		
Tyres	Front: 16.9 x 24	Rear: 16.9 x 24
Travel Speeds	Forward Km/h (mph)	
1st	6.2 (3.8)	
2nd	10 (6.2)	
3rd	21.7 (13.5)	
4th	39.5 (24.5)	
Travel Speeds	Reverse Km/h (mph)	
1st	6.2 (3.8)	
2nd	10 (6.2)	
3rd	21.7 (13.5)	

## HYDRAULIC SYSTEM

Variable piston pump with Mechanical or Servo excavator controls	
Closed centre control valves	
Power Boost to match digging power and speed to application	
External oil level gauge	
Removable oil cooler	
125 micron suction strainer	
10 micron return line filter	
Single variable piston pump @ 2200 rpm L/min(gpm)	164 (36.1)
System main relief setting bar (psi)	250 (3625)

## OPERATING WEIGHTS

	kg (lbs)
Base Machine Weight*	8428 (18581)
Base Machine Weight*	
7 in 1 multi-purpose (1.2m <sup>3</sup> )	+337 (743)
7 in 1 multi-purpose fork kit	+150 (330)
Deep dig dipper	+235 (584)

\*Base operating weight includes cab, standard loader bucket, standard dipper stick, 600 mm bucket, full fuel tank and 75 kg operator.

# TECHNICAL DATA TLB990 – STAGE IIIB

## TYRES

Michelin 440/80 R24 TL 161A8/161B IND XMCL
Michelin 440/80-24 TL 168A8 Power CL
Goodyear 440/80 R24 IND R4 IT530 Radial
Nokian 440/80 R24
Continental 445/70 R24 MPT70
Mitas 16.9 x 24 12P TI-04 IND

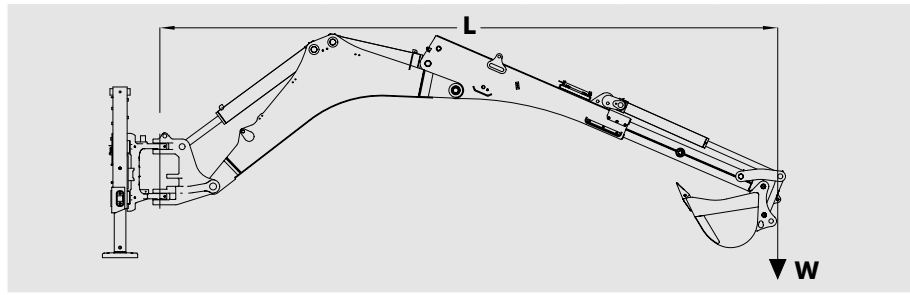
## PALLET FORKS

	Standard / 7in1 Bucket
Fork length	1067 mm (3'6")
Section width	80 mm (3")
Assembly weight kg (lb)	150 (330)
Max. operating height	3097 mm (10'2")
Reach at ground level	2660 mm (8'9")
Reach at full height	2251 mm (7'5")
S.W.L. at 500mm load centre kg (lb)	1000 (2204)

## SIDESHIFT BACKHOE

(Load chart for Extending Dipperstick using boom cylinder for lifting)

	3.2 m (10'6")	4.1 m (13'5")	4.7 m (15'5")	5.2 m (17'1")	5.8 m (19')	6.1 m (20')
	1106kg (2438lbs)	1033kg (2277lbs)	931kg (2052lbs)	<b>846kg</b> (1865lbs)	<b>743kg</b> (1638lbs)	<b>717kg</b> (1581lbs)
	<b>1038kg</b> (2288lbs)	<b>578kg</b> (1274lbs)	<b>417kg</b> (919lbs)	<b>334kg</b> (736lbs)	<b>265kg</b> (584lbs)	<b>255kg</b> (562lbs)
	<b>442kg</b> (974lbs)	<b>213kg</b> (470lbs)	<b>127kg</b> (280lbs)	<b>83kg</b> (183lbs)	<b>50kg</b> (110lbs)	<b>48kg</b> (106lbs)



- Backhoe Configuration (Top to Bottom)**
- Centrally located 'over end' lift capacity (within 45° either side of the machine centreline)
  - Centrally located lift capacity through the full swing arc
  - Fully offset lift capacity through the full swing arc

## BACKHOE BUCKETS

	Width mm (ins)	Capacity m³ (ft³)	Weight Kg (lbs)
Standard trenching	305 (12)	0.074 (2.62)	99 (218)
	450 (18)	0.120 (4.25)	114 (251)
	600 (24)	0.177 (6.26)	136 (300)
Heavy duty	750 (30)	0.236 (8.32)	157 (346)
	900 (36)	0.296 (10.44)	178 (392)
	305 (12)	0.084 (2.96)	112 (247)
	450 (18)	0.140 (4.96)	128 (282)
	600 (24)	0.203 (7.15)	152 (335)
	750 (30)	0.266 (9.38)	174 (383)
Ditch cleaning	900 (36)	0.330 (11.66)	198 (436)
	1500 (60)	0.262 (9.2)	180 (397)
Trapezoidal	1800 (72)	0.317 (11.2)	204 (450)
	1200 (48)	0.258 (9.1)	146 (322)

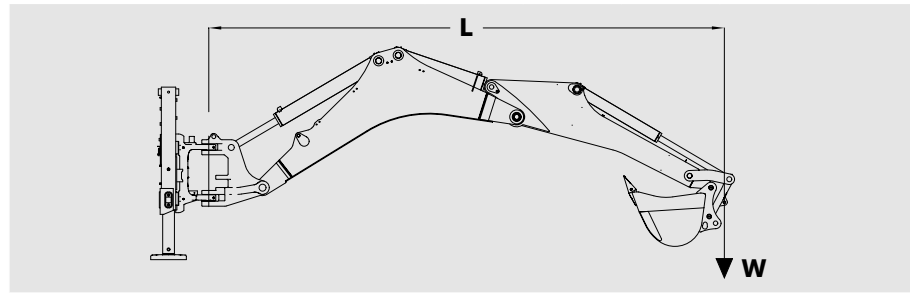
## LOADER BUCKETS

	Standard Bucket	7 in 1 Bucket
Width	2386 mm (7'8")	2386 mm (7'8")
Capacity m³ (yd³)	1.2 (1.57)	1.2 (1.57)
Weight kg (lbs)	430 (948)	767 (1691)

## SIDESHIFT BACKHOE

(Load Chart for Standard Dipperstick using boom cylinder for lifting)

	3.2 m (10'6")	3.8 m (12'6")	4.3 m (14'1")	4.6 m (15'1")	5.0 m (16'5")
	1368kg (3016lbs)	1366kg (3011lbs)	<b>1221kg</b> (2692lbs)	<b>1126kg</b> (2482lbs)	<b>1052kg</b> (2319lbs)
	<b>1214kg</b> (2676lbs)	<b>820kg</b> (1808lbs)	<b>658kg</b> (1451lbs)	<b>576kg</b> (1270lbs)	<b>524kg</b> (1155lbs)
	<b>614kg</b> (1354lbs)	<b>414kg</b> (913lbs)	<b>327kg</b> (721lbs)	<b>284kg</b> (626lbs)	<b>262kg</b> (578lbs)



- Note**
- Standard 600 mm (24") bucket fitted, for larger buckets subtract difference in weight from stated lift capacity
  - Figures stated are rated capacities, and are the lower of either the rated hydraulic lift capacity, or rated tipping load
  - Figures in bold print are stability limited figures

# STANDARD AND OPTIONAL EQUIPMENT

## ENGINE

Perkins 1104D-44TA (Tier 3)
Wastegate turbo and charge air cooled
Electric fuel pump
Mechanical fuel injection
4 Glow plug starting aid
Horizontal spin on oil filter
Primary fuel filter with water separator
Vertical element secondary fuel filter
500 hour service period
Oil to water internal plate oil cooler
Engine gradeability fore/aft and side/ side 30°
Anti-freeze rated to -37°C (-35°F)
Coolant expansion bottle
Alternator and fan drive by dual V belt
Gear driven water pump
Puller type 9 bladed cooling fan
Dual element Powercore air cleaner
Stainless steel muffler and exhaust stack

## ENGINE OPTIONS

Fan guard
-----------

## DRIVE LINE

Direction control with neutral safety interlock
Servo power synchro transmission 4F/3R speeds
Column mounted rotational control lever
Automatic up and down shifting
Auto change down 4/3 and back
Kick down 2/1 and Kick up 1/2
Torque Converter stall ratio 3.01:1
Easy clean transmission oil cooler
Vertical element oil filter
Foot operated electro/hydraulic differential lock
Outboard Planetary final drive axles
Large capacity inboard oil immersed disc brakes
• 3 Kevlar friction discs (222 mm dia) per side
• Total friction area per side 1070 cm <sup>2</sup> (166 in <sup>2</sup> )
Brakes self adjusting and self equalising
Dual brake pedals with combined or independent use
Internal wet disc parking brake
• Max Parking Slope (unladen) 1:2
• Max Parking Slope (laden) 1:2.5

Hydrostatic steering with emergency manual operation
4WD standard
Selectable 2 and 4 wheel braking in all gears
Selectable 2 and 4WD
2 wheel steering
4 wheel steering
Crab steering

## CAB AND CANOPY

ROPS/FOPS conform to ISO 3471/3449
Self cleaning footsteps and large grab handles
Internal rear view mirror
Folding external rear view mirrors
2 cup holders
Coat hook
Tilt and Telescopic steering wheel
Front and rear horn
Seat storage for operators manual
2 in (51 mm) retractable seat belt
3 auxiliary 12 volt outlets
Cab with 2 door access
Partial door locking
Opening rear quarter windows with internal operation
Full depth up and over rear window
Laminated windscreen
Tinted toughened safety glass
Front and rear screen washers and wipers
Standard fabric seat with mechanical suspension
Heater (7.37kW)
Lockable chilled storage box
Digital clock
Cell phone holder with power plug
Pre installation of wiring for radio
Internal noise level 78 dB(a)
12 audible and visual warning lamps
Engine hour meter
4 front and 4 rear LED worklights
3 Gauges for engine oil temperature, fuel and rpm
2 external power sockets for beacon

## OPTIONS CABINE

Air conditioning (7.6kW cooling)
Automatic Temperature Control
Premium high back seat, heated with air suspension
3 in seat belt
Speedometer

## LOADER

Mechanical - Hydraulic Anti-spill
Control lever with transmission and pump
unload buttons
Single bucket cylinder
Bucket cylinder cushioning
Return to dig
Float position with positive hold
Bucket level indicator
Integral Loader arm safety bar
Standard bucket 1.2 m <sup>3</sup> with lifting eye
7in1 bucket 1.2 m <sup>3</sup> with lifting eye
Bucket teeth or bolt on reversible cutting edge
7in1 bucket control lever with dual function

## OPTIONS

Pallet forks with safe working load of 1000kgs
3rd hydraulic line with standard bucket
Hose burst valves
Ride control
Bucket tooth guard
Mechanical quick attach

## BACKHOE

Curved style boom
Standard dipperstick
Inner slide "Deep Dig" dipperstick
Externally adjustable lubrication free wear pads (8)
Electro/hydraulic dual transport lock
Externally adjustable stabiliser wear pads
SAE/ISO/Diagonal 2 lever controls
Standard trenching buckets with reversible side cutters

## OPTIONS

Stabiliser lock out valves
Boom and Dipper hose burst valves
Hydraulic and Mechanical quick attach
Two auxiliary circuits with single and double acting operation
HD buckets with power and speed positions
Object handling kit
Quick release rubber street pads
Hydraulic powered sideshift


## GENERAL POINTS

Heavy duty chassis construction
Lockable side mounted toolbox
Fully tilting engine hood
Front hard nose counterweight
Lifting eyes and Tie downs (2 front and rear)
Backhoe controls
Variable flow hydraulics with pilot or mechanical operated Backhoe controls

## OPTIONS

Reverse Warning Alarm
Front Fenders
Premium Brand Tyres

Standard and optional equipment may vary.  
Consult your Mecalac dealer for details.



**MECALAC FRANCE S.A.S.**  
2, avenue du Pré de Challes  
Parc des Glaisins – CS 40230  
Annecy-le-Vieux  
FR - 74942 Annecy Cedex  
Tel. +33 (0)4 50 64 01 63

**MECALAC BAUMASCHINEN  
GMBH**  
Am Friedrichsbrunnen  
D-24782 Büdelsdorf  
Tel. +49 (0)43 31/3 51-319

**MECALAC CONSTRUCTION  
EQUIPMENT UK LTD**  
Unit 1, Mallory Way  
Gallagher Business Park  
Coventry, CV6 6PB, UK  
Tel. +44 (0)24 7633 9400

**MECALAC İŞ MAKİNELERİ  
SAN. VE TİC. LTD. ŞTİ.**  
Ege Serbest Bölgesi  
Zafer SB Mahallesi Gündüz Sokak No:17/1  
35410, Gazimür - İzmir - TÜRKİYE  
Tel. +90 232 220 11 15



[WWW.MECALAC.COM](http://WWW.MECALAC.COM)